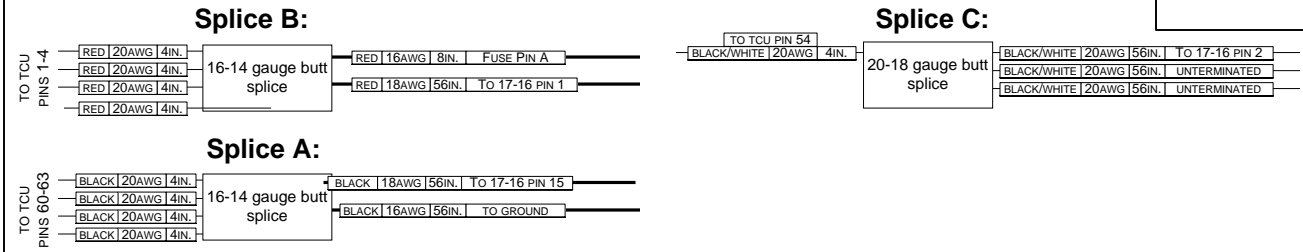
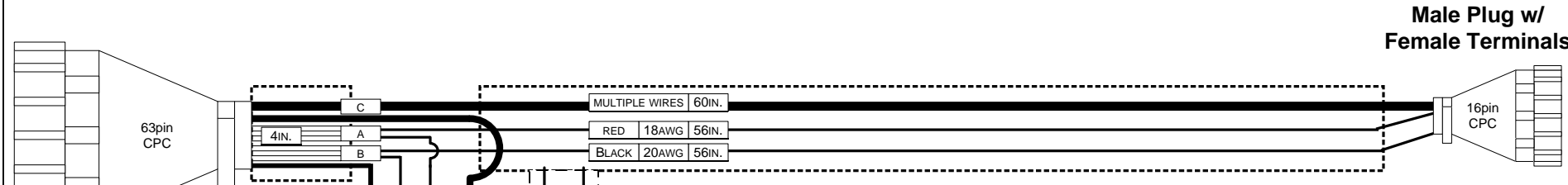


REV.	DESCRIPTION	DATE	BY
0	ORIGINAL REVISION	10/11/06	JT



Part Numbers:

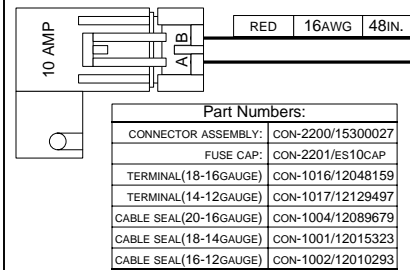
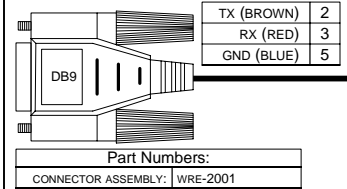
CONNECTOR:	CON-0022/206037-1
TERMINAL:	CON-0051/66100-7
SEAL:	CON-0039/213920-2
BACKSHELL:	CON-0004/206070-1



**Male Plug w/ Female Terminals**

Part Numbers:

CONNECTOR ASSEMBLY:	CON-0031/205842-1
BACKSHELL:	CON-0005/206138-1
TERMINAL:	CON-0046/5-66504-9
SEAL:	CON-0043



CONNECTOR ASSEMBLY:	CON-5050/DTM06-2S
WEDGELOCK (ORANGE):	CON-5100/WM-2S
TERMINAL(20-18GAUGE)	CON-5200/1062-20-1022

**Unterminated Wires**

YELLOW/BLK	45/*T
RED/WHITE	58/*U
BLACK/WHITE	54/*B
ORANGE/BLACK	5/*V
GRAY/WHITE	17/*W
*MIL SPEC ONLY	

See Page 3 for 17-16 Connector Wiring Details

# Powertrain Control Solutions, LLC.

11139 Air Park Rd. Suite 2  
Ashland, VA 23005

[www.ptcs.us](http://www.ptcs.us)

Phone: (804) 752-6025  
Fax: (804) 752-3516

TITLE:

## 5R55 E

PART #: TCM-4136

DESCRIPTION:

S

DRAWN BY: Jim Taylor

DATE: 10/11/2006

PAGE: 2 OF 3

REV.	DESCRIPTION	DATE	BY
0	ORIGINAL REVISION	10/11/2006	JT

CPC	Pin Function	Harness Function		colors
1	+12v	Battery Connection	+12v	red
2	+12v	Battery Connection	+12v	red
3	+12v	Battery Connection	+12v	red
4	+12v	Battery Connection	+12v	red
5	Speed Input 1			orange/black
6	Speed Input 2	OSS to PCM	VSS	orange/red
7	Speed Input 3	TSS	Turbine Speed	orange/lt. green
8	Speed Input 4	Optional Speed Input	-	orange/lt. blue
9	Speed Output			orange/white
10	unused	-	-	-
11	unused	-	-	-
12	PWM Out 4/freq2	TCC	Sol	violet/lt. blue
13	Digital Input 1	Digital Trans Range	TR1	gray/black
14	Digital Input 2	Digital Trans Range	TR2	gray/red
15	Digital Input 3	Digital Trans Range	TR4	gray/lt. green
16	Digital Input 4	Digital Input		gray/lt. blue
17	Digital Input 5	Digital Input		gray/white
18	Digital Input 6	Digital Input		gray/orange
19	Digital Out 5	Digital Driver	-	pink/white
20	PWM Out 3/freq2	PWM/Solenoid Driver		violet/lt. green
21	Digital Input 7	Digital Input		gray/yellow
22	Digital Input 8	Digital Input	-	gray/pink
23	Digital Input 9	Digital Input	-	brown/black
24	Digital Input 10	Digital Input	-	brown/red
25	Digital Input 11	Digital Input	-	brown/lt. green
26	Digital Input 12	Digital Input	-	brown/lt. blue
27	Digital Out 6	Digital Driver	-	pink/orange
28	PWM Out 2/freq1	PWM/Solenoid Driver		violet/red
29	unused	-	-	-
30	RS-232 Transmit	Communications Cable	db9	
31	RS-232 Receive	Communications Cable	db9	
32	CAN/RS-232 GND	Communications Cable	db9	
33	CAN High	Communications Cable	CAN	white/red
34	CAN Low	Communications Cable	CAN	white/black
35	unused	-	-	-
36	Digital Out 3 / PWM 9	Shft Sol C	CCS Sol	pink/lt. green
37	PWM Out 1/freq 1	Elec Pres Cont Sol	Line Pressure	violet/black
38	unused	-	-	-
39	Digital Input 13	Digital Input	-	brown/white
40	Digital Input 14	Digital Input	-	brown/orange
41	Digital Input 15	Digital Input	-	brown/yellow
42	Digital Input 16	Digital Input	-	brown/pink
43	unused	-	-	-
44	Digital Out 4	Shft Sol D	Sol	pink/lt. blue
45	PWM Out 6/freq1	PWM/Solenoid Driver	-	violet/orange
46	Analog Input 1	Analog Input		yellow/black
47	Analog Input 2	Analog Input		yellow/red
48	Analog Input 3	Analog Input		yellow/lt. green
49	Analog Input 4	Analog Input		yellow/lt. blue
50	Analog Input 5/temp	Analog Input	-	yellow/white
51	Analog Input 6/temp	Analog Input	fluid temp	yellow/orange
52	Pwm Out 5/freq1	PWM/Solenoid Driver	-	violet/white
53	Digital Out 2 / PWM 8	Digital Driver	Shift Sol B	pink/red
54	Sensor/AD Gnd	Sensor or reference Gnd	Sen Gnd	black/white
55	unused	-	-	-
56	unused	-	-	-
57	unused	-	-	-
58	Ref Voltage (+5v)	Sensor/reference Voltage		red/white
59	Digital Out 1/ PWM 7	Digital Driver	Shift Sol A	pink/black
60	Gnd	Battery Connection	Gnd	black
61	Gnd	Battery Connection	Gnd	black
62	Gnd	Battery Connection	Gnd	black
63	Gnd	Battery Connection	Gnd	black

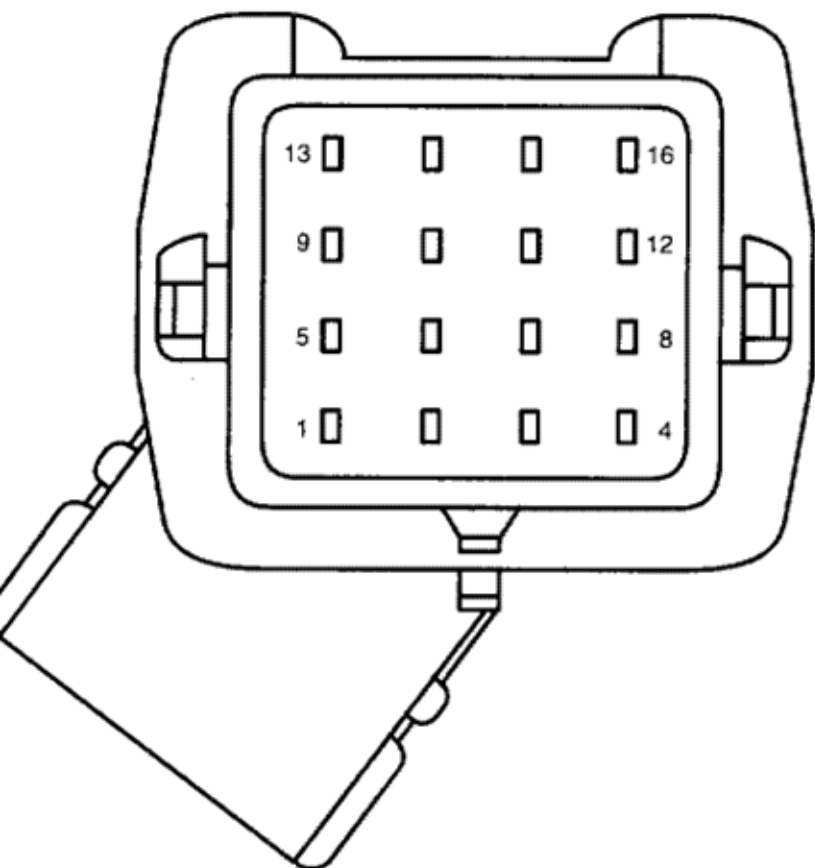
db9 pinout	DB9
1	none
2	transmit
3	receive
4	none
5	gnd
6	none
7	none
8	none
9	none

Extra Wires List	
1	orange/lt. blue
2	pink/white
3	gray/pink
4	brown/black
5	brown/red
6	brown/lt. green
7	brown/lt. blue
8	pink/orange
9	brown/white
10	brown/orange
11	brown/yellow
12	brown/pink
13	pink/lt. blue
14	violet/orange
15	yellow/white
16	violet/white
17	orange/lt. blue
18	orange/white
19	gray/blue
20	gray/orange
21	violet/green
22	gray/pink
23	violet/red
24	yellow/blk
25	yellow/red
26	yellow/green
27	yellow/blue

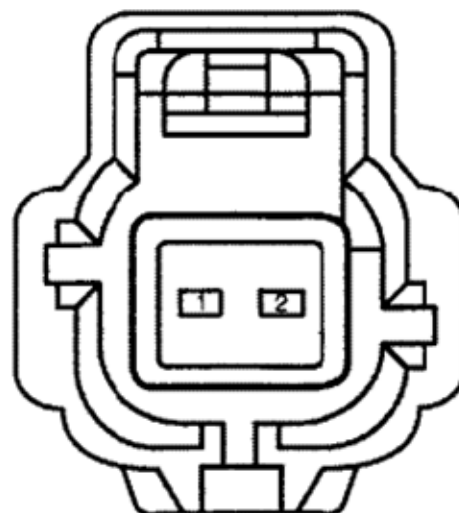


# 5R55E Connector Views

Connector C177  
Transmission



Connector C109  
Output Shaft Speed (OSS) Sensor



Connector C112  
Digital Transmission Range (DTR) Sensor

